

Observer-based Hamiltonian identification for quantum systems[★]

S. Bonnabel^a M. Mirrahimi^b P. Rouchon^c

^a*Department of Electrical Engineering and Computer Science, University of Liege, Belgium (e-mail: s.bonnabel@ulg.ac.be)*

^b*INRIA Rocquencourt (e-mail: mazyar.mirrahimi@inria.fr)*

^c*Ecole des Mines de Paris, Centre Automatique et Systèmes, (e-mail: pierre.rouchon@enscm.fr)*

Abstract

A symmetry-preserving observer-based parameter identification algorithm for quantum systems is proposed. Starting with a Qubit (2-level quantum system) and where the unknown parameters consist of the detuning and the atom-laser coupling constants, we prove an exponential convergence result. The analysis is mainly based on the averaging techniques and some relevant transformations. The observer is then extended to the multi-level case where eventually all the atom-laser coupling constants are unknown. The extension of the convergence analysis is discussed through some heuristic arguments. The relevance and the robustness with respect to various noises are tested through numerical simulations.

Key words: Quantum systems, Nonlinear systems, Asymptotic observers, Symmetries, Averaging.

1 Introduction

The ability of coherent light to manipulate molecular systems at the quantum scale has been demonstrated both theoretically and experimentally [2, 21, 37, 3, 4, 31, 33, 21, 6, 38, 24, 22, 19, 30, 27, 26]. Many of the procedures, considered in this aim, are based on the possibility to perform a large number of experiments in a very small time frame. Thus, the output provided by these experiments can be used to correct the process and to identify more satisfactory control fields [13, 30, 22].

The ability to rapidly generate a large amount of quantum dynamics data may also be used to extract more information about the possibly unknown parameters of the quantum system itself. For each test field (i.e., control), there is the possibility of performing many observations for deducing information about the system, and this process can often be carried out at a much faster rate than the associated numerical simulations of the dynamics. Moreover, the recent advances in laser technology provide the means for generating a very large class of test fields for such experiments.

The rapidly developing theory of quantum parameter estimation has been investigated through different approaches. The maximum-likelihood methods and the subsequent experiment design techniques provide a first class of results in

this area [23, 29, 15, 16, 17]. The optimal identification techniques via least-square criteria's [9, 8, 20] and the map inversion techniques [34] are some other techniques explored in this area. Finally Kalman filtering techniques [10, 35] have been applied to some atomic magnetometry problems.

However, in general, developing effective identification algorithms is of a great interest in this domain. The main concerns in quantum parameter estimation theory are the presence of local minima's for the optimization problems, sensitivity with respect to the experimental uncertainties and noises and finally the heavy cost of computations in formerly developed algorithms.

Before going through the identification and the experiment design problems, we need to ensure the identifiability of the system. This issue has been addressed in a recent work [20] where sufficient assumptions applying the uniqueness of the inversion result are provided in two relevant settings. A brief review of an identifiability result needed for the purpose of this paper is given in the Appendix B. The semi-constructive proof in [20] suggests that a well-chosen control laser field, coupling all the eigenstates of the free Hamiltonian, would be sufficient to identify the unknown parameters.

In [14], a state observer for a known quantum system is proposed. This observer is then used as a basis for the quantum parameter estimation applying an iterative search algorithm. The provided optimization algorithms typically converge toward local minima's.

[★] This work was supported in part by the "Agence Nationale de la Recherche" (ANR), Projet Blanc CQUID number 06-3-13957.

Here, in the same direction, we provide an observer-based parameter estimation algorithm based on techniques derived from adaptive control theory. In this aim, we will integrate online a generalized observer including the estimators for both the unknown state and the unknown parameters of the system.

First, we consider as a simple quantum system, a two level system described by a Schrödinger dynamics and a time-continuous population measurement. We propose an algorithm based on nonlinear asymptotic observer techniques preserving the symmetries ([5]) to estimate the system parameters. As far as we know, such recent techniques have not been applied to tackle this problem and this paper illustrates their potential interest. Since the observer design exploits the physical symmetries (invariance with respect to the frame-change), the filter equation admits a natural physical and geometrical interpretation that can be extended to higher dimensions. This extension will be addressed in Section 5.

Here, let us give an idea of the physical setup, at least for the case of a 2-level system. Note that a similar multi-level counterpart can be considered, as well. The physical setup consists of an ensemble of identically prepared systems undergoing the same dynamics: for instance, dilute mono-atomic gases. They are very simple systems, in the sense their constituents (atoms), are perfectly identical and interact very weakly with each other. Atoms in such gases can be considered as perfect quantum systems, with a sequence of discrete energy states labeled $|i\rangle$, for $i \in \mathbb{N}$, with increasing energies $E_i = \hbar\omega_{a,i}$ depending only on the atomic species considered. In order to measure the population of the ground state (i.e, the state of the lower energy), the system is illuminated with coherent light (a first laser) whose frequency is close to the transition frequency corresponding to the energy gap $E_j - E_0 = \hbar(\omega_{a,j} - \omega_{a,0})$ of a very unstable excited state (i.e, having a very short lifetime) to the ground state transition. It generates a transition $|0\rangle \rightarrow |j\rangle$ for a part of the population illuminated from the ground state to the excited state, which spontaneously decays to the ground state emitting a photon. The measurement of the number of photons emitted is then directly proportional to the population of the ground state $|0\rangle$. Suppose there is also another laser whose frequency is close to the transition frequency of another excited state $|e\rangle$ to the ground state $|0\rangle$. The lifetime of the transition between the two latter states is supposed to be much longer than the previous one. To a first approximation the dynamics of the two-state system (ground state $|0\rangle$ and excited state $|e\rangle$ having the longest lifetime) is described by a Schrödinger equation. We assume that some parameters are not well known: Δ which is the difference between the second laser frequency and the atomic transition frequency, μ which is the atom-laser coupling strength and characterizes the Rabi frequency. The goal is to identify in real time Δ and μ , measuring the ground state population thanks to the first laser (which generates a transition only for ground state population) and the photo-detector. The usual modeling of these open-quantum systems via Lindbald type terms in the

density matrix dynamics (see, e.g., [12]) is analyzed in [25], where singular perturbation techniques are applied to justify the adiabatic (quasi-static) approximations usually made by physicists and leading to a dynamical model described (up to higher order terms) by a Schrödinger equation despite a continuous population measurement.

In Section 2, we provide an observer which estimates the Qubit wave function (in fact we rather use the density matrix language) and the two parameters Δ and μ at the same time. The efficiency and the robustness of the estimator are tested through some simulations in the same section. In Section 3, the structure and the design technique of the proposed observer are analyzed. The Section 4 is dedicated to the proof of a convergence result for the estimation algorithm. In Section 5, we propose an extension of the observer to the multi-level systems where an exact knowledge of the frequencies (no de-tuning) and the only parameters to identify are the atom-laser coupling constants. After testing the relevance and the robustness of the observer on a 3-level system, we discuss a heuristic extension of the convergence proof to the multi-level case.

We use the standard notations in quantum physics literature (see e.g. [7], and [12] for a more advanced lesson).

2 Observer-based Qubit Hamiltonian identification

2.1 Dynamics

The Schrödinger equation for the system writes:

$$\iota \frac{d}{dt} \Psi = \left(\frac{\Delta}{2} \sigma_z + \frac{u\mu}{2} \sigma_x \right) \Psi, \quad \Psi = \begin{pmatrix} \Psi_1 \\ \Psi_2 \end{pmatrix} \in \mathbb{C}^2 \quad (1)$$

where we let

$$\sigma_x = \begin{pmatrix} 0 & 1 \\ 1 & 0 \end{pmatrix}, \quad \sigma_y = \begin{pmatrix} 0 & -i \\ i & 0 \end{pmatrix}, \quad \sigma_z = \begin{pmatrix} 1 & 0 \\ 0 & -1 \end{pmatrix}$$

denote the Pauli matrices, Δ is the difference between the atomic transition frequency (of ground state to excited state $\omega_{e0} = \omega_{a,e} - \omega_{a,0}$) and the laser frequency ω , μ is the atom-laser coupling constant and $u(t) \in \mathbb{R}$ is the slowly varying amplitude of the laser. We have $\sigma_x^2 = 1$; $\sigma_x \sigma_y = \iota \sigma_z$ (which can be completed using circular permutation), the output is

$$y = \langle \sigma_z \Psi, \Psi \rangle = |\Psi_1|^2 - |\Psi_2|^2 = 2|\Psi_1|^2 - 1$$

as the measurement is the ground state population $|\Psi_1|^2$ and the conservation of probability implies $|\Psi_1|^2 + |\Psi_2|^2 = 1$. For a justification (in the frame of singular perturbation theory) of this model (applying weak measurement) see [25].

It is convenient to write the dynamics with the density matrix: let $\rho = \Psi \Psi^\dagger$ denote the complex matrix associated

to the projector on the state Ψ . Supposing that the system is pure (meaning it is not entangled to its environment) implies both properties $Tr(\rho) = \Psi_1^\dagger \Psi_1 + \Psi_2^\dagger \Psi_2 = 1$ and $\rho^2 = \Psi \Psi^\dagger \Psi \Psi^\dagger = \rho$. Thus rewriting (1) the system becomes

$$\frac{d}{dt} \rho = -i \left[\frac{\Delta}{2} \sigma_z + \frac{u\mu}{2} \sigma_x, \rho \right] \quad (2)$$

$$\frac{d}{dt} \mu = 0 \quad (3)$$

$$\frac{d}{dt} \Delta = 0 \quad (4)$$

$$y = Tr(\sigma_z \rho) \quad (5)$$

where $[\cdot, \cdot]$ is the commutator. We assume the laser amplitude to be slowly varying compared to the Rabi frequency $|u\mu|$: $|\dot{u}| \ll |u\mu|$ (the Rabi frequency is a characteristic of the absorption-emission cycle of photons for an illuminated atom). We assume, moreover, that the frequencies of the laser and the frequencies of the atomic transition are close: $|\Delta| \ll |u\mu|$.

2.2 The observer

Consider the observer

$$\frac{d}{dt} \hat{\rho} = -i \left[\frac{\hat{\Delta}}{2} \sigma_z + \frac{u\hat{\mu}}{2} \sigma_x, \hat{\rho} \right] \quad (6)$$

$$-K_\rho (\text{Tr}[\sigma_z \hat{\rho}] - y) (\sigma_z \hat{\rho} + \hat{\rho} \sigma_z - 2\text{Tr}[\sigma_z \hat{\rho}] \hat{\rho}) \quad (7)$$

$$\frac{d}{dt} \hat{\mu} = -uK_\mu \text{Tr}[\sigma_y \hat{\rho}] (\text{Tr}[\sigma_z \hat{\rho}] - y) \quad (8)$$

$$\frac{d}{dt} \hat{\Delta} = -uK_\Delta \text{Tr}[\sigma_x \hat{\rho}] (\text{Tr}[\sigma_z \hat{\rho}] - y) \quad (9)$$

where K_ρ , K_μ and K_Δ are positive scalars. As we did for the true system, let us suppose that u is constant, and $|\hat{\Delta}| \approx \varepsilon |u\mu|$. To be able to apply the standard perturbation techniques for this type of physical system we choose the gains

$$K_\rho = 4k_\rho \varepsilon |u\mu|, \quad K_\mu = 2k_\mu \varepsilon^2 \mu^2, \quad K_\Delta = 2k_\Delta \varepsilon^2 |u\mu|^2$$

with $\varepsilon > 0$ small ($\varepsilon \ll 1$), and $k_\rho, k_\mu, k_\Delta \sim 1$.

2.3 Simulations

We take for the initial conditions:

$$\rho_0 = \frac{1 + \cos(\frac{\pi}{5}) \sigma_x + \sin(\frac{\pi}{5}) \cos(\frac{\pi}{14}) \sigma_y + \sin(\frac{\pi}{5}) \sin(\frac{\pi}{14}) \sigma_z}{2}$$

$$\mu = 1, \quad \Delta = \frac{1}{5}, \quad \hat{\rho}_0 = \sigma_x \rho_0 \sigma_x$$

We choose for the control u and the gains: $u = 1$, $K_\rho = 2\varepsilon |u\mu|$, $K_\mu = 2\varepsilon^2 \mu^2$ et $K_\Delta = 2\varepsilon^2 |u\mu|^2$ with $\varepsilon = \frac{1}{5}$. The results are given by fig 1. In fig 2, the measured signals y and laser amplitude u were added white gaussian independent noises of amplitude 20% (output y) and 10% (control u).

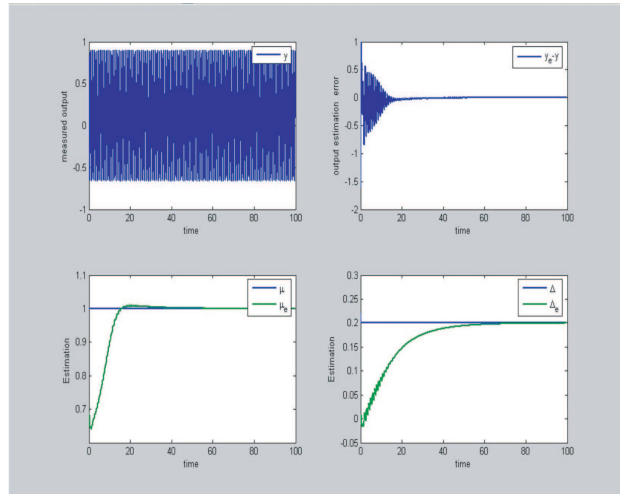


Fig. 1. Measured output, output error, estimations of the parameters μ and Δ without noise.

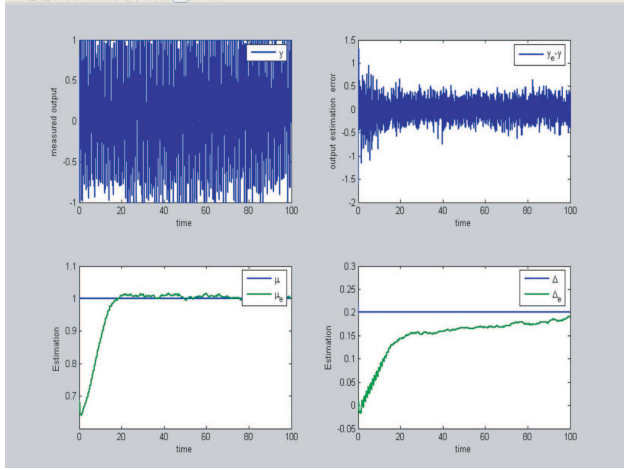


Fig. 2. Measured output, output error, estimations of the parameters μ and Δ with noisy measurement and control.

3 Structure of the observer

3.1 Symmetries

The system is invariant under a change of basis for the wave function $\Psi \mapsto U\Psi$ where U is any unit matrix of the Lie group $SU(2)$. Indeed consider the transformation $\bar{\omega} = U\rho U^\dagger$, and $\zeta_x = U\sigma_x U^\dagger$, $\zeta_y = U\sigma_y U^\dagger$, $\zeta_z = U\sigma_z U^\dagger$. With the new variables, the dynamics (2)-(5) writes

$$\frac{d}{dt} \bar{\omega} = -i \left[\frac{\Delta}{2} \zeta_z + \frac{u\mu}{2} \zeta_x, \bar{\omega} \right]$$

$$y = Tr(\zeta_z \bar{\omega})$$

Δ and μ are unchanged by the transformation and we still have $\dot{\Delta} = \dot{\mu} = 0$. $\zeta_x, \zeta_y, \zeta_z$ verify the commutation relations of the Pauli matrices. Thus the system is invariant under the action of the transformation group $SU(2)$ (see definition 3

of Appendix A).

3.2 Invariants, Invariant output, invariant vector fields

Here, we explain the structure of the (symmetry-preserving) observer (6)-(7)-(8)-(9). In this subsection, we consider the reduced system (2)-(5)

$$\begin{aligned} \frac{d}{dt}\rho &= -i \left[\frac{\Delta}{2}\sigma_z + \frac{u\mu}{2}\sigma_x, \rho \right] \\ y &= \text{Tr}(\sigma_z\rho) \end{aligned}$$

since the action of the group $SU(2)$ on Δ and μ is trivial. To build observers which preserve the symmetries (i.e. are invariant under the action of $SU(2)$), we follow the method of [5] : find a) an invariant output b) an invariant frame c) a complete set of scalar invariants d) use eq (A.4) to derive non-linear observers. Some basic definitions and results of this latter paper are recalled in the appendix A.

The method does not fully apply to the two-state quantum system under study, since the dimension of the group $SU(2)$ is 3 and the group acts non-trivially on ρ which is of dimension 2, and for any density matrix ρ the set of all $U \in SU(2)$ such that $U\rho U^\dagger = \rho$ (isotropy subgroup) is of dimension 1. It contradicts the full-rank assumptions on the group action (free action) of [5]. Nevertheless the method (although local) gives very useful guidelines for the design of (globally defined) non-linear observers.

Invariant output error:

The output $y = \text{Tr}(\sigma_z\rho)$ is a scalar. It is invariant under the group action (it has a physical meaning independent of the basis used to write the Schrödinger equation). Indeed for any $U \in SU(2)$ if we let $\varpi = U\rho U^\dagger$ and $\zeta_z = U\sigma_z U^\dagger$ we have $y = \text{Tr}(\zeta_z\varpi) = \text{Tr}(U\sigma_z\rho U^\dagger) = \text{Tr}(\sigma_z\rho)$. Thus an output error is (see the definition 6 of Appendix A) :

$$E(\hat{\rho}, \sigma_x, \sigma_y, \sigma_z, y) = \hat{y} - y = \text{Tr}(\sigma_z(\hat{\rho} - \rho))$$

Invariant vector fields:

The system (2) is invariant thus the second member of (2) is made of invariant vector fields (in the sense of the definition 4 of Appendix A). Inspiring from equation (2) let us take as invariant vector fields

$$(w_1(\rho), w_2(\rho), w_3(\rho)) = (-i[\sigma_x, \rho], -i[\sigma_y, \rho], -i[\sigma_z, \rho])$$

They are not an invariant frame (see def 5) since they are functionally dependant. Indeed the tangent space of the 2×2 projector matrices with trace 1 at any point is only of dimension 2. But they provide a global parameterization of the tangent bundle.

Scalar invariants:

A complete set of scalar invariants is a full rank function $(\hat{\rho}, \sigma_x, \sigma_y, \sigma_z) \mapsto I(\hat{\rho}, \sigma_x, \sigma_y, \sigma_z) \in \mathbb{R}^{n+m-r}$ which is invariant under the group action (where n is the dimension of the state space, m is the dimension on the inputs on which $(\psi_g)_{g \in G}$ act, and r is the dimension of the group G). Here $n = 2, m = 3$ and $r = 3$. Locally there are $n + m - r = 2 + 3 - 3 = 2$ independent scalar invariants (see [28]). Take :

$$I(\hat{\rho}, \sigma_x, \sigma_y, \sigma_z) = (\text{Tr}(\sigma_x\hat{\rho}), \text{Tr}(\sigma_y\hat{\rho}), \text{Tr}(\sigma_z\hat{\rho}))$$

It is a set of 3 functionally dependent global invariants since $\text{Tr}^2(\sigma_x\hat{\rho}) + \text{Tr}^2(\sigma_y\hat{\rho}) + \text{Tr}^2(\sigma_z\hat{\rho}) = 1$ (see section 3.3).

We are going to prove now that the observer (6)-(7) for the reduced system (2)-(5) corresponds indeed to (A.4) and thus is a symmetry-preserving observer.

3.3 Geometrical interpretation with the Bloch sphere

The Bloch sphere is a geometrical representation of the pure state space of a two-level quantum mechanical system. An important property is that any density matrix ρ can be written

$$\rho = \frac{1 + X\sigma_x + Y\sigma_y + Z\sigma_z}{2}, \quad \text{with } \zeta = \begin{pmatrix} X \\ Y \\ Z \end{pmatrix} \in \mathbb{S}^2$$

where 1 denotes the identity 2×2 matrix. We have $\text{Tr}[\sigma_x\rho] = X, \text{Tr}[\sigma_y\rho] = Y$ and $\text{Tr}[\sigma_z\rho] = Z$. Note that, the coordinate Z in this section is the output y . The commutation operation $-i[\sigma_x, \rho]$ corresponds to the wedge product $(1, 0, 0)^T$ with $(X, Y, Z)^T$ (circular permutations allow to complete the correspondences). The dynamics of ζ (see eq (2)) is

$$\frac{d}{dt}\zeta = \left(\frac{u\mu}{2}, 0, \frac{\Delta}{2}\right)^T \wedge \zeta \quad (10)$$

The symmetries of section 3.1 associated to the invariance under a change of basis correspond in the Bloch sphere representation to the invariance with respect to the choice of any orthonormal frame (invariance under the action of $SO(3)$). Physically, designing a symmetry-preserving observer amounts to compel the estimated system to be pure (i.e. $\hat{\zeta} \in \mathbb{S}^2$).

The correction term in (7) writes $-K_\rho(\hat{Z} - Z)[- \hat{X}\hat{Z}\sigma_x - \hat{Y}\hat{Z}\sigma_y + (1 - \hat{Z}^2)\sigma_z]$ and corresponds in the Bloch sphere to $-K_\rho(\hat{Z} - Z)(\hat{Y}, -\hat{X}, 0)^T \wedge \hat{\zeta}$, where $\hat{\zeta} = (\hat{X}, \hat{Y}, \hat{Z})^T$. It means that (6)-(7) can be written

$$\begin{aligned} \frac{d}{dt}\hat{\rho} &= -i \left[\frac{\hat{\Delta}}{2}\sigma_z + \frac{u\hat{\mu}}{2}\sigma_x, \hat{\rho} \right] \\ &+ iK_\rho(\text{Tr}[\sigma_z\hat{\rho}] - y) (\text{Tr}[\sigma_y\hat{\rho}][\sigma_x, \hat{\rho}] - \text{Tr}[\sigma_x\hat{\rho}][\sigma_y, \hat{\rho}]) \end{aligned}$$

and thus the observer (6)-(7) for the reduced system (2)-(5) is of the form(A.4).

Heuristic of the invariant correction terms

This paragraph explains the geometrical motivations for the gains we chose. More rigorous proofs are given in the next section. Let $e_z = (0, 0, 1)^T$. We proved that (6)-(7) writes in the Bloch sphere :

$$\frac{d}{dt} \hat{\xi} = \frac{1}{2} \begin{pmatrix} u\hat{\mu} \\ 0 \\ \hat{\Delta} \end{pmatrix} \times \hat{\xi} - K_\rho (\hat{Z} - Z) (\hat{\xi} \times e_z) \times \hat{\xi} \quad (11)$$

Thus the correction term (7) is "mirrored" in the Bloch sphere representation by the projection of the gradient of $-\frac{K_\rho}{2}(\hat{Z} - Z)^2$ on the tangent space $TS^2|_{\hat{\xi}}$. It is a vector which is always pointing towards "north" (i.e, $Z = 1$) if $\hat{Z} < Z$ and towards "south" (i.e, $Z = -1$) if not.

K_ρ is much larger than the gains K_μ and K_Δ (the ratio is of order ϵ). Let us now suppose that $\hat{\xi} - \xi \approx 0$. Using (10) and (11), we have $\frac{d}{dt}(\hat{Z} - Z) \approx \frac{u}{2}(\hat{\mu} - \mu)\hat{Y}$. Thus, if $\hat{\mu} > \mu$, the difference $\hat{Z} - Z$ tends to increase iff $\hat{Y} > 0$. This explains the choice of (8) which writes in the Bloch sphere representation $\frac{d}{dt}\hat{\mu} = -uK_\mu\hat{Y}(\hat{Z} - Z)$. The design of (9) which writes $\frac{d}{dt}\hat{\Delta} = -uK_\Delta\hat{X}(\hat{Z} - Z)$ can be explained the same way assuming moreover that $\hat{\mu} - \mu \approx 0$ and noticing then $\frac{d}{dt^2}(\hat{Z} - Z) \approx \frac{u}{4}\mu(\hat{\Delta} - \Delta)\hat{X}$.

4 Convergence analysis

Theorem 1 Consider the two-level system described by (2)-(3)-(4)-(5) where the amplitude of the laser u is constant. Assume $\rho(0) \neq \frac{1 \pm \sigma_x}{2}$. Then the non-linear observer (6)-(7)-(8)-(9) is locally convergent for any positive gains K_ρ , K_μ , K_Δ . Moreover for any t we have $\text{Tr}[\hat{\rho}(t)] = \text{Tr}[\hat{\rho}(t)^2] = 1$.

It means that the observer provides a real-time estimation $\hat{\rho}$, $\hat{\mu}$, $\hat{\Delta}$ of (resp) the density matrix ρ and the parameters of the hamiltonian μ , Δ . Moreover it preserves the geometric properties of the system, i.e, ρ is a density matrix of a pure system.

The proof of the theorem is the object of this section and relies on a standard averaging method called rotating wave approximation. To apply it one writes the system in the (standard) interaction frame, i.e, one makes the time dependant change of variables:

$$\rho = e^{-i\frac{u\mu\sigma_x}{2}} \xi e^{i\frac{u\mu\sigma_x}{2}}, \quad \hat{\rho} = e^{-i\frac{u\mu\sigma_x}{2}} \hat{\xi} e^{i\frac{u\mu\sigma_x}{2}}.$$

We have thus

$$\frac{d}{dt} \xi = [i\frac{u\mu\sigma_x}{2}, \xi] + e^{i\frac{u\mu\sigma_x}{2}} \left(\frac{d}{dt} \rho \right) e^{-i\frac{u\mu\sigma_x}{2}}$$

as well as a similar relation for $\frac{d}{dt} \hat{\xi}$. Throughout the section, we are going to use the two following useful features: for any scalar a we have

$$e^{ia\sigma_x} = \cos a + i\sin a \sigma_x \quad \text{thus} \quad e^{ia\sigma_x} \sigma_y = \sigma_y e^{-ia\sigma_x} \quad (12)$$

and thus for any 2×2 matrix M

$$\begin{aligned} e^{i\frac{a}{2}\sigma_x} [\sigma_y, M] e^{-i\frac{a}{2}\sigma_x} &= [e^{ia\sigma_x} \sigma_y, e^{i\frac{a}{2}\sigma_x} M e^{-i\frac{a}{2}\sigma_x}] \\ e^{i\frac{a}{2}\sigma_x} [\sigma_x, M] e^{-i\frac{a}{2}\sigma_x} &= [\sigma_x, e^{i\frac{a}{2}\sigma_x} M e^{-i\frac{a}{2}\sigma_x}] \end{aligned} \quad (13)$$

Both preceding formulas can be completed by circular permutations on $\sigma_x, \sigma_y, \sigma_z$. Thus

$$\frac{d}{dt} \xi = -i \left[\frac{\Delta}{2} e^{iu\mu\sigma_x} \sigma_z, \xi \right] \quad (14)$$

which shows the interest of the interaction frame. Similarly, still using (12)-(13), the observer in the interaction frame reads:

$$\begin{aligned} \frac{d}{dt} \hat{\xi} &= -i \left[\frac{\hat{\Delta}}{2} e^{iu\mu\sigma_x} \sigma_z + \frac{u(\hat{\mu} - \mu)}{2} \sigma_x, \hat{\xi} \right] \\ &- K_\rho \text{Tr} \left[e^{iu\mu\sigma_x} \sigma_z (\hat{\xi} - \xi) \right] \times \\ &\quad \left(e^{iu\mu\sigma_x} \sigma_z \hat{\xi} + \hat{\xi} e^{iu\mu\sigma_x} \sigma_z - 2\text{Tr} \left[e^{iu\mu\sigma_x} \sigma_z \hat{\xi} \right] \hat{\xi} \right) \\ \frac{d}{dt} \hat{\mu} &= -uK_\mu \text{Tr} \left[e^{iu\mu\sigma_x} \sigma_y \hat{\xi} \right] \text{Tr} \left[e^{iu\mu\sigma_x} \sigma_z (\hat{\xi} - \xi) \right] \\ \frac{d}{dt} \hat{\Delta} &= -uK_\Delta \text{Tr} \left[\sigma_x \hat{\xi} \right] \text{Tr} \left[e^{iu\mu\sigma_x} \sigma_z (\hat{\xi} - \xi) \right]. \end{aligned} \quad (15)$$

First-order secular approximation

The integration of terms of the form $\exp(iku\mu t)$, $k \in \mathbb{N}^*$ over the time t yields terms of small amplitude rotating with high frequency and zero mean. The secular approximation consists in neglecting the terms rotating with high frequencies $u\mu$ and $2u\mu$, by averaging their influence on the evolution of ρ (see, e.g., [12] for a physicist point of view on the standard rotating wave approximation or [1] for a more formal exposure). The true dynamics consists of (fast) small oscillations around the (slowly-varying) solution of the averaged system. In order to compute the averaged system we use (12) to prove for any scalar a

$$e^{ia\sigma_x} \sigma_z = \cos(a) \sigma_z + \sin(a) \sigma_y \quad (16)$$

$$e^{ia\sigma_x} \sigma_y = \cos(a) \sigma_y - \sin(a) \sigma_z. \quad (17)$$

and thus (for instance)

$$\begin{aligned}
& \text{Tr} \left[e^{u\mu\sigma_x} \sigma_z (\hat{\xi} - \xi) \right] e^{u\mu\sigma_x} \sigma_z \hat{\xi} \\
&= \cos^2(u\mu t) \text{Tr} \left[\sigma_z (\hat{\xi} - \xi) \right] \sigma_z \hat{\xi} \\
&+ \sin^2(u\mu t) \text{Tr} \left[\sigma_y (\hat{\xi} - \xi) \right] \sigma_y \hat{\xi} \\
&+ \sin(u\mu t) \cos(u\mu t) \times \\
&\quad \left(\text{Tr} \left[\sigma_z (\hat{\xi} - \xi) \right] \sigma_y \hat{\xi} + \text{Tr} \left[\sigma_y (\hat{\xi} - \xi) \right] \sigma_z \hat{\xi} \right).
\end{aligned}$$

Computing all the other terms of (15) the same way, and taking the time average over a period $\pi/(u\mu)$ (assuming that $\xi, \hat{\xi}, \hat{\Delta}, \hat{\mu}$ are constant over a period), we get the following autonomous system for the averaged system/observer:

$$\begin{aligned}
\frac{d}{dt} \xi &= 0, \quad \frac{d}{dt} \mu = 0, \quad \frac{d}{dt} \Delta = 0 \\
\frac{d}{dt} \hat{\xi} &= -u \left[\frac{u(\hat{\mu} - \mu)}{2} \sigma_x, \hat{\xi} \right] \\
&\quad - \frac{K_\rho}{2} \text{Tr} \left[\sigma_y (\hat{\xi} - \xi) \right] \left(\sigma_y \hat{\xi} + \hat{\xi} \sigma_y - 2 \text{Tr} \left[\sigma_y \hat{\xi} \right] \hat{\xi} \right) \\
&\quad - \frac{K_\rho}{2} \text{Tr} \left[\sigma_z (\hat{\xi} - \xi) \right] \left(\sigma_z \hat{\xi} + \hat{\xi} \sigma_z - 2 \text{Tr} \left[\sigma_z \hat{\xi} \right] \hat{\xi} \right) \\
\frac{d}{dt} \hat{\mu} &= -\frac{uK_\mu}{2} \left[\text{Tr} \left[\sigma_y \hat{\xi} \right] \text{Tr} \left[\sigma_z (\hat{\xi} - \xi) \right] \right. \\
&\quad \left. - \text{Tr} \left[\sigma_z \hat{\xi} \right] \text{Tr} \left[\sigma_y (\hat{\xi} - \xi) \right] \right] \\
\frac{d}{dt} \hat{\Delta} &= 0.
\end{aligned}$$

Lemma 2 Suppose $\xi(0) \neq \frac{1 \pm \sigma_x}{2}$. Then for all $K_\rho, K_\mu > 0$, the averaged $\hat{\xi} - \xi$ and $\hat{\mu} - \mu$ both converge locally exponentially to 0.

PROOF. We consider the Lyapunov function

$$V = \frac{1}{2} \text{Tr}^2(\sigma_y(\hat{\xi} - \xi)) + \frac{1}{2} \text{Tr}^2(\sigma_z(\hat{\xi} - \xi)) + \frac{1}{K_\mu} (\hat{\mu} - \mu)^2$$

Let $\delta\mu$ and $\delta\xi$ respectively denote $\hat{\mu} - \mu$ and $\hat{\xi} - \xi$. Applying $\text{Tr} \left[\frac{\hat{\xi}}{\xi} \right] = 1$ we have,

$$\begin{aligned}
\frac{d}{dt} \text{Tr} [\sigma_y \delta\xi] &= -\frac{u\delta\mu}{2} \text{Tr} [2\sigma_z \hat{\xi}] \\
&\quad - K_\rho \text{Tr} [\sigma_y \delta\xi] (1 - \text{Tr}^2(\sigma_y \hat{\xi})) + K_\rho \text{Tr} [\sigma_z \delta\xi] \text{Tr} [\sigma_y \hat{\xi}] \text{Tr} [\sigma_z \hat{\xi}] \\
\frac{d}{dt} \text{Tr} [\sigma_z \delta\xi] &= \frac{u\delta\mu}{2} \text{Tr} [2\sigma_y \hat{\xi}] \\
&\quad - K_\rho \text{Tr} [\sigma_z \delta\xi] (1 - \text{Tr}^2(\sigma_z \hat{\xi})) + K_\rho \text{Tr} [\sigma_y \delta\xi] \text{Tr} [\sigma_y \hat{\xi}] \text{Tr} [\sigma_z \hat{\xi}].
\end{aligned}$$

When developing $\frac{d}{dt} V$ the terms having u as a factor compensate each other and there only remain the terms with K_ρ

as a factor:

$$\begin{aligned}
\frac{dV}{dt} &= -K_\rho \text{Tr}^2(\sigma_y \delta\xi) (1 - \text{Tr}^2(\sigma_y \hat{\xi})) \\
&\quad - K_\rho \text{Tr}^2(\sigma_z \delta\xi) (1 - \text{Tr}^2(\sigma_z \hat{\xi})) \\
&\quad + 2K_\rho \text{Tr} [\sigma_y \delta\xi] \text{Tr} [\sigma_z \delta\xi] \text{Tr} [\sigma_y \hat{\xi}] \text{Tr} [\sigma_z \hat{\xi}] \\
&= -K_\rho \left(\text{Tr}(\sigma_y \delta\xi) \text{Tr}(\sigma_z \hat{\xi}) - \text{Tr}(\sigma_z \delta\xi) \text{Tr}(\sigma_y \hat{\xi}) \right)^2 \\
&\quad - K_\rho \text{Tr}^2(\sigma_x \hat{\xi}) (\text{Tr}^2(\sigma_y \delta\xi) + \text{Tr}^2(\sigma_z \delta\xi)) \\
&\leq 0.
\end{aligned}$$

where we used the fact that $\text{Tr}^2(\sigma_x \hat{\xi}) + \text{Tr}^2(\sigma_y \hat{\xi}) + \text{Tr}^2(\sigma_z \hat{\xi}) = 1$. Since ξ and $\hat{\xi}$ evolve on a compact manifold and V is infinite when either $\hat{\mu}$ or μ tend to infinity, one can apply the LaSalle invariance principle. Two situations are possible. $\frac{d}{dt} V = 0$ implies

- Either $\text{Tr}^2(\sigma_y \delta\xi) + \text{Tr}^2(\sigma_z \delta\xi) = 0$, meaning that $\text{Tr} [\sigma_x \hat{\xi}] = \pm \text{Tr} [\sigma_x \xi]$ (corresponding to two equilibria that we shall denote by ξ_+ and ξ_-). Since $\frac{d}{dt} \xi = 0$, $\hat{\xi}$ is constant and thus $[(\hat{\mu} - \mu) \sigma_x, \hat{\xi}] = 0$, implying that $\hat{\mu} = \mu$ since we assumed $\xi(0) \neq \frac{1 \pm \sigma_x}{2}$. One can easily prove that (ξ_-, μ) is an unstable equilibrium whereas $(\xi_+, \mu) = (\xi, \mu)$ is an exponentially stable equilibrium for $(\hat{\xi}, \hat{\mu})$. Indeed, one may just consider the same Lyapunov function for the linearized system around the equilibrium (ξ_+, μ) and apply the invariance principle.
- Or $\frac{d}{dt} V = 0$ implies both $\text{Tr} [\sigma_x \hat{\xi}] = 0$ and there exists $\alpha \in \mathbb{R}$ such that $\text{Tr} [\sigma_y \hat{\xi}] = \alpha \text{Tr} [\sigma_y \xi]$ and $\text{Tr} [\sigma_z \hat{\xi}] = \alpha \text{Tr} [\sigma_z \xi]$. Thus

$$\hat{\xi} = \xi_\pm = \frac{1}{2} \left(1 \pm \frac{\text{Tr} [\sigma_y \xi] \sigma_y + \text{Tr} [\sigma_z \xi] \sigma_z}{\sqrt{\text{Tr} [\sigma_y \xi]^2 + \text{Tr} [\sigma_z \xi]^2}} \right)$$

Moreover using Lasalle invariance principle and developing $\frac{d}{dt} \hat{\xi} = 0$ we get $\hat{\mu} = \mu$. It is easy to check that $(\hat{\xi} = \xi_\pm, \hat{\mu} = \mu)$ are equilibrium points of the system. But $0 < V(\xi_-, \mu) = \frac{1}{2} (1 + \sqrt{\text{Tr} [\sigma_y \xi]^2 + \text{Tr} [\sigma_z \xi]^2})^2$. Since we are looking for a local result, we can choose the initial state $(\hat{\xi}_0, \hat{\mu}_0)$ such that $V(\hat{\xi}_0, \hat{\mu}_0) < V(\xi_-, \mu)$. Since V decreases along the trajectories, $(\hat{\xi}, \hat{\mu})$ will never reach the equilibrium (ξ_-, μ) . Moreover we supposed that $\text{Tr} [\sigma_x \hat{\xi}] = 0$, and since the initial condition can be chosen so that V is arbitrarily small, the only reachable value (in any case) for the equilibrium point ξ_+ is such that $\text{Tr} [\sigma_x \xi] = 0$ implying $\xi_+ = \xi$.

We have proved that the steady-state $(\hat{\xi}, \hat{\mu}) = (\xi, \mu)$ of the averaged system is exponentially stable.

Second-order secular approximation

Since the first-order secular (non-oscillating) terms vanish when computing $\frac{d}{dt}\xi$ and $\frac{d}{dt}\hat{\Delta}$, we have to consider the second-order secular approximation for proving convergence. We apply the Kapitsa shortcut method described in e.g. [18]. Let $u\mu = \nu$. ξ obeys a differential equation with a high frequency source term $\frac{d}{dt}\xi = f(\xi, \nu t)$. We proved that the mean of ξ over a period is constant. Integrating high frequency terms yields high frequency terms with same frequency and smaller amplitude: we seek a solution of the type

$$\xi = \zeta + \frac{g_1(\zeta, t)}{\nu} + \frac{g_2(\zeta, t)}{\nu^2} + \dots$$

where ζ is the mean of ξ over a period (recall $\frac{d}{dt}\zeta = 0 + O(1/\nu)$). Let us compute the second-order term, $g_1(\zeta, t)$, and neglect the third-order terms. On one hand, we have:

$$\frac{d}{dt}\xi = 0 + \frac{g'_1(\zeta, t)}{\nu}$$

where $g'_1 = \partial_2 g_1$ is the partial derivative of g_1 with respect to its second variable. But using (14) and neglecting third order terms:

$$\frac{d}{dt}\xi = -\iota \left[\frac{\Delta}{2} e^{i\nu t \sigma_x} \sigma_z, \zeta + \frac{g_1(\zeta, t)}{\nu} \right]. \quad (18)$$

Gathering the two latter equations

$$g'_1(\zeta, t) = -\nu \iota \left[\frac{\Delta}{2} e^{i\nu t \sigma_x} \sigma_z, \zeta \right] + O(1).$$

Integrating with respect to time t the last equation yields:

$$g_1(\zeta, t) = \iota \left[\frac{\Delta}{2} e^{i\nu t \sigma_x} \sigma_y, \zeta \right] + O\left(\frac{1}{\nu}\right).$$

Thus (18) can be re-written as

$$\begin{aligned} \frac{d}{dt}\xi &= -\iota \left[\frac{\Delta}{2} e^{i\nu t \sigma_x} \sigma_z, \zeta + g_1(\zeta, t)/\nu \right] + O\left(\frac{1}{\nu^2}\right) \\ &= -\iota \left[\frac{\Delta}{2} e^{i\nu t \sigma_x} \sigma_z, \zeta \right] + \frac{\Delta^2}{4\nu} [e^{i\nu t \sigma_x} \sigma_z, [e^{i\nu t \sigma_x} \sigma_y, \zeta]] + O\left(\frac{1}{\nu^2}\right) \end{aligned}$$

Now let us compute the temporal mean (over a period) and only keep the secular terms. We apply (16) and (17). Applying the Jacobi identity

$$\frac{d}{dt}\xi = -\iota \frac{\Delta^2}{2u\mu} [\sigma_x, \xi] + \dots$$

where we have not written the oscillating terms of 0 mean nor the terms of order $O(\frac{1}{\nu^2})$. Note that, here, we find the second-order term $\frac{\Delta^2}{2u\mu}$ corresponding to the standard Bloch-Siegert shift.

We also need to write $\hat{\Delta}$ up to second order terms (coefficients of $\frac{1}{\nu}$) since it has constant mean. We go back now to the exact equations (15). We have

$$\frac{d}{dt}\hat{\Delta} = -uK_\Delta \text{Tr} \left[\sigma_x \hat{\xi} \right] \text{Tr} \left[e^{i\mu\mu\sigma_x} \sigma_z (\hat{\xi} - \xi) \right] \quad (19)$$

Up to the second order, the secular terms of (19) can be calculated as the sum of two parts: 1. replace $\hat{\xi} - \xi$ by its ν -frequency part in order to compute the secular terms of $\text{Tr} \left[e^{i\mu\mu\sigma_x} \sigma_z (\hat{\xi} - \xi) \right]$; then multiply them by $-uK_\Delta \text{Tr} \left[\sigma_x \hat{\xi} \right]$; 2. replace $\hat{\xi}$ in $\text{Tr} \left[\sigma_x \hat{\xi} \right]$ by its ν -frequency terms, leaving $\hat{\xi} - \xi$ untouched and calculate the secular terms of $\text{Tr} \left[\sigma_x \hat{\xi} \right] \text{Tr} \left[e^{i\mu\mu\sigma_x} \sigma_z (\hat{\xi} - \xi) \right]$. Note that, according to (15), ξ and $\hat{\xi}$ up to second order have an oscillating part of frequency ν and another one of frequency 2ν . But only the terms of frequency ν in ξ and $\hat{\xi}$ can have a secular effect when following the two steps 1. and 2.

The ν -frequency part of $\hat{\xi}$ is due to the integration of $-\iota \left[\frac{\Delta}{2} e^{i\mu\mu\sigma_x} \sigma_z, \hat{\xi} \right]$ and so is for ξ . Thus

$$\begin{aligned} \hat{\xi} &= \hat{\xi} + \frac{i\hat{\Delta}}{2u\mu} \left[e^{i\mu\mu\sigma_x} \sigma_y, \hat{\xi} \right] + \dots \\ \xi &= \xi + \frac{i\Delta}{2u\mu} \left[e^{i\mu\mu\sigma_x} \sigma_y, \xi \right] + \dots \end{aligned} \quad (20)$$

where $\hat{\xi}$ (resp ξ) is a solution of the averaged equation for $\hat{\xi}$ (resp ξ) and the non-written terms are either 2ν -frequency terms or are of order $O(\frac{1}{\nu^2})$. So 1. on one hand, we have

$$\text{Tr} \left[e^{i\nu t \sigma_x} \sigma_z (\hat{\xi} - \xi) \right] = \frac{1}{\nu} (\hat{\Delta} \text{Tr} \left[\sigma_x \hat{\xi} \right] - \Delta \text{Tr} \left[\sigma_x \xi \right]) + \dots$$

where we have not written the oscillating terms of 0 mean. Here, we have applied (20) and the following relation which can be proven using (12) and (13):

$$\iota \frac{\hat{\Delta}}{2\nu} e^{i\nu t \sigma_x} \sigma_z [e^{i\nu t \sigma_x} \sigma_y, \hat{\xi}] = \iota \frac{\hat{\Delta}}{2\nu} (\sigma_z [\sigma_y, \hat{\xi}] - \iota \sigma_y [\sigma_y, \hat{\xi}]) + \dots$$

2. on the other hand, for the ν -frequency part of $\text{Tr} \left[\sigma_x \hat{\xi} \right]$, using (20), we have:

$$\begin{aligned} \text{Tr} \left[\sigma_x [e^{i\nu t \sigma_x} \sigma_y, \hat{\xi}] \right] &= \text{Tr} \left[\cos \nu t \sigma_x [\sigma_y, \hat{\xi}] - \sin \nu t \sigma_x [\sigma_z, \hat{\xi}] \right] \\ &= 2\text{Tr} \left[\cos \nu t \sigma_z \hat{\xi} + \sin \nu t \sigma_y \hat{\xi} \right]. \end{aligned}$$

We can then write the sine and cosine as sums of exponentials and the secular terms give the last term our final inter-

mediary result which is that, up to the second order

$$\begin{aligned} \frac{d}{dt}\hat{\Delta} = & -\frac{K_{\Delta}}{\mu} \left(\text{Tr} \left[\sigma_x \hat{\xi} \right]^2 \hat{\Delta} - \text{Tr} \left[\sigma_x \hat{\xi} \right] \text{Tr} \left[\sigma_x \xi \right] \Delta \right) \\ & + \frac{K_{\Delta} \hat{\Delta}}{2\mu} \left[\text{Tr} \left[\sigma_y \hat{\xi} \right] \text{Tr} \left[\sigma_y (\hat{\xi} - \xi) \right] \right. \\ & \left. - \text{Tr} \left[\sigma_z \hat{\xi} \right] \text{Tr} \left[\sigma_z (\hat{\xi} - \xi) \right] \right]. \end{aligned}$$

We have obtained the following, locally convergent, triangular system:

$$\begin{aligned} \frac{d}{dt}\xi & \stackrel{\text{order } 2}{=} -\iota \frac{\Delta^2}{2u\mu} [\sigma_x, \xi] & (21) \\ \frac{d}{dt}\hat{\xi} & \stackrel{\text{order } 1}{=} -\iota \left[\frac{u(\hat{\mu} - \mu)}{2} \sigma_x, \hat{\xi} \right] \\ & - \frac{K_{\rho}}{2} \text{Tr} \left[\sigma_y (\hat{\xi} - \xi) \right] \left(\sigma_y \hat{\xi} + \hat{\xi} \sigma_y - 2 \text{Tr} \left[\sigma_y \hat{\xi} \right] \hat{\xi} \right) \\ & - \frac{K_{\rho}}{2} \text{Tr} \left[\sigma_z (\hat{\xi} - \xi) \right] \left(\sigma_z \hat{\xi} + \hat{\xi} \sigma_z - 2 \text{Tr} \left[\sigma_z \hat{\xi} \right] \hat{\xi} \right) \\ \frac{d}{dt}\hat{\mu} & \stackrel{\text{order } 1}{=} -\frac{uK_{\mu}}{2} \left[\text{Tr} \left[\sigma_y \hat{\xi} \right] \text{Tr} \left[\sigma_z (\hat{\xi} - \xi) \right] \right. \\ & \left. - \text{Tr} \left[\sigma_z \hat{\xi} \right] \text{Tr} \left[\sigma_y (\hat{\xi} - \xi) \right] \right] \\ \frac{d}{dt}\hat{\Delta} & \stackrel{\text{order } 2}{=} -\frac{K_{\Delta}}{\mu} \left(\text{Tr} \left[\sigma_x \hat{\xi} \right]^2 \hat{\Delta} - \text{Tr} \left[\sigma_x \hat{\xi} \right] \text{Tr} \left[\sigma_x \xi \right] \Delta \right) \\ & + \frac{K_{\Delta} \hat{\Delta}}{2\mu} \left[\text{Tr} \left[\sigma_y \hat{\xi} \right] \text{Tr} \left[\sigma_y (\hat{\xi} - \xi) \right] \right. \\ & \left. - \text{Tr} \left[\sigma_z \hat{\xi} \right] \text{Tr} \left[\sigma_z (\hat{\xi} - \xi) \right] \right]. \end{aligned}$$

The lemma 2 proves (after using averaging arguments) that $\hat{\mu} - \mu$ and $\hat{\xi} - \xi_0$ converge (locally) to 0 for any $K_{\rho}, K_{\mu} > 0$ independently from $\hat{\Delta}$. The last equation of (21) shows that once $\hat{\xi} - \xi$ is close to 0, since we supposed $\xi(0) \neq \frac{1 \pm \sigma_x}{2}$, the dominant term multiplying $\hat{\Delta}$ is $-\text{Tr} \left[\sigma_x \hat{\xi} \right]^2$, and $\hat{\Delta} - \Delta$ converges to 0 for $K_{\Delta} > 0$. This implies that the point (ξ_0, μ, Δ) is a hyperbolic, asymptotically stable, fixed point of the averaged dynamics (21).

We can, now, apply the classical averaging theorem (see e.g. Theorem 4.1.1, page 168 of [11]). Note that, even though the cited theorem deals with the first order approximations, the whole analysis permitting to pass from the secular approximation in bounded time horizon to an asymptotic result can be adapted to the situations of higher orders. Indeed, this analysis is only based on the application of the Poincaré map and the fact that in a bounded time horizon (of order $1/\varepsilon$) the averaged dynamics provide an $O(\varepsilon)$ -estimate of the real dynamics.

Therefore, there exists a unique hyperbolic periodic orbit of the real system (6)-(7)-(8)-(9) of the form

$\gamma_{\varepsilon}(t) = (\xi_0, \mu, \Delta) + O(\varepsilon)$ which is also asymptotically stable. We conclude noting that (ξ, μ, Δ) actually provides such a periodic solution and therefore it is this asymptotically stable periodic orbit. \square

Tuning the gains for the linearized system

In order to get a robust observer the tuning of the gains must respect the time scales. To choose appropriate gains, we consider the first order approximation of (21) around particular equilibrium points which are such that the linearized system writes simply around these points.

Consider the linearized error variables

$$\hat{\xi} - \xi = \frac{1 + \tilde{X}\sigma_x + \tilde{Y}\sigma_y + \tilde{Z}\sigma_z}{2}, \quad \tilde{\mu} = \hat{\mu} - \mu, \quad \tilde{\Delta} = \hat{\Delta} - \Delta$$

where we have $X = \text{Tr}[\sigma_x \xi]$, $\hat{X} = \text{Tr}[\sigma_x \hat{\xi}]$, $\tilde{X} = \hat{X} - X$ and the analogous formulas for $Y, Z, \hat{Y}, \hat{Z}, \tilde{Y}, \tilde{Z}$. Consider the linearized system around $\xi = \frac{1 - \sigma_x}{2}$ (i.e. $Z = -1$). Up to second order terms, we have

$$\frac{d}{dt}(\hat{\xi} - \xi) = (-u\tilde{\mu} - K_{\rho}\tilde{Y})\sigma_y.$$

This can be written as

$$\frac{d}{dt}\tilde{X} = 0, \quad \frac{d}{dt}\tilde{Y} = -u\tilde{\mu} - K_{\rho}\tilde{Y}, \quad \frac{d}{dt}\tilde{Z} = 0. \quad (22)$$

We also have

$$\frac{d}{dt}\tilde{\mu} = -uK_{\mu}(0 - \tilde{Y})/2 = uK_{\mu}\tilde{Y}/2 \quad (23)$$

and

$$\frac{d}{dt}\tilde{\Delta} = \frac{K_{\Delta}}{2\mu}\tilde{\Delta}$$

Let us now write the linearized system around the other equilibrium point $\rho = \frac{1 + \sigma_x}{2}$ (i.e. $X = -1$)

$$\frac{d}{dt}(\hat{\xi} - \xi) = -\frac{K_{\rho}}{2}(\tilde{Y}\sigma_y + \tilde{Z}\sigma_z), \quad \frac{d}{dt}\tilde{\mu} = 0$$

and

$$\frac{d}{dt}\tilde{\Delta} = -\frac{K_{\Delta}}{\mu}\tilde{\Delta} \quad (24)$$

The interesting equations for the tuning are (22), (23) and (24). To respect the time scales, set $0 < \varepsilon \ll 1$ and choose the gain $K_{\rho} \approx \varepsilon|u\mu|$. In this case the observer filters the high frequencies and the average of $\|\hat{\xi} - \xi\|$ tends to decrease. Choose a slower characteristic time of convergence for the

parameters $\hat{\mu}$ and $\hat{\Delta}$ with respect to the characteristic time of convergence of $\hat{\xi}$

$$K_\rho = 2k_\rho \varepsilon |u| \mu, \quad K_\mu = 2\varepsilon^2 \mu^2, \quad K_\Delta = k_\Delta \varepsilon^2 |u| \mu^2$$

where $k_\rho, k_\Delta > 0$ are any scalar of order 1. The tuning of the gains is only made for the linearized system around particular equilibrium points. Nevertheless we think the nonlinear structure of the observer, based on the symmetries (and thus very close to the structure of the system), allows a good global behavior, as the simulations show.

5 Extension: multilevel case

In this section, we extend the above identification algorithm to the general case of a multi-level system. We will assume that we exactly know the system's energy levels and therefore that the system in the free Hamiltonian's rotating frame admits a zero detuning. The goal is therefore to identify the atom-laser coupling parameters. In the simulations, we will, however, see that the provided algorithm is in fact robust with respect to small uncertainties in the system's spectrum and that a small detuning will not affect the convergence of the algorithm.

Before going through this extension, we need to address the non-trivial identifiability problem for the multi-level case. The Appendix B (based on the result of [20]) provides sufficient assumptions ensuring the identifiability.

5.1 Observer design

Consider the N -levels system, $(|j\rangle)_{j=1}^N$, described by the density matrix ρ obeying the following dynamics (we assume here the assumptions **A1**, **A2** and **A3** of the Appendix B to be satisfied):

$$\left\{ \begin{array}{l} \frac{d}{dt} \rho = -i[H + u(t)\mu, \rho] \end{array} \right. \quad (25)$$

where

- $H = \sum_{j=1}^N \omega_j |j\rangle \langle j|$ is the free Hamiltonian with ω_j real and satisfying $|\omega_l - \omega_k| \neq |\omega_{l'} - \omega_{k'}|$ for any distinct couples (l, k) and (l', k') ;
- $\mu = \sum_{1 \leq l < k \leq N} \mu_{lk} (|k\rangle \langle l| + |l\rangle \langle k|)$ where μ_{lk} are the parameters to identify;
- the electromagnetic field is represented by the scalar input $u(t) \in \mathbb{R}$.

We assume that

$$y_j(t) = \text{Tr}[P_j \rho(t)], \quad P_j = |j\rangle \langle j|, \quad j = 1, 2, \dots, N$$

are the measured outputs. The goal is to estimate the coefficient μ_{lk} , the ω_j 's being known.

We set $u(t) = \sum_{1 \leq l < k \leq N} A_{lk} \cos(\omega_{lk} t)$ where $\omega_{lk} = \omega_l - \omega_k$ and A_{lk} is a constant amplitude.

Consider the "Pauli matrices" associated to the transition between l and k :

$$\begin{aligned} \sigma_x^{lk} &= |l\rangle \langle k| + |k\rangle \langle l| \\ \sigma_y^{lk} &= -i|l\rangle \langle k| + i|k\rangle \langle l| \\ \sigma_z^{lk} &= P_l - P_k = |l\rangle \langle l| - |k\rangle \langle k| \\ I^{lk} &= P_l + P_k = |l\rangle \langle l| + |k\rangle \langle k|. \end{aligned}$$

For each $l \neq k$, we have the usual relations:

$$(\sigma_x^{lk})^2 = I^{lk}, \quad \sigma_x^{lk} \sigma_y^{lk} = i\sigma_z^{lk}, \quad \dots$$

For each j and $k \neq j$, $P_j = \frac{I^{jk} + \sigma_z^{jk}}{2}$. In the sequel, we use the shortcut notation \sum_{lk} that stands for $\sum_{1 \leq l < k \leq N}$. Thus we have

$$u = \sum_{lk} A_{lk} \cos(\omega_{lk} t), \quad \mu = \sum_{lk} \mu_{lk} \sigma_x^{lk}.$$

Thus (25) reads:

$$\frac{d}{dt} \rho = -i[H, \rho] - i \sum_{lk} \sum_{l'k'} A_{l'k'} \mu_{lk} \cos(\omega_{l'k'} t) [\sigma_x^{lk}, \rho]$$

In the interaction frame, $\xi = e^{iHt} \rho e^{-iHt}$, we have

$$\frac{d}{dt} \xi = -i \sum_{lk} \sum_{l'k'} A_{l'k'} \mu_{lk} \cos(\omega_{l'k'} t) \left[e^{iHt} \sigma_x^{lk} e^{-iHt}, \xi \right],$$

the measurement outputs being given by $y_j = \text{Tr}[P_j \xi]$ since $[P_j, H] = 0$.

Simple computations show

$$e^{iHt} \sigma_x^{lk} e^{-iHt} = e^{i\omega_{lk} t} \sigma_x^{lk} = \cos(\omega_{lk} t) \sigma_x^{lk} - \sin(\omega_{lk} t) \sigma_y^{lk}$$

and

$$e^{iHt} \sigma_y^{lk} e^{-iHt} = e^{i\omega_{lk} t} \sigma_y^{lk} = \sin(\omega_{lk} t) \sigma_x^{lk} + \cos(\omega_{lk} t) \sigma_y^{lk}$$

For $(l, k) \neq (l', k')$, $|\omega_{lk}| \neq |\omega_{l'k'}|$. Thus resonant terms come only from $(l, k) = (l', k')$. Under the "rotating wave approximation", the above equation reads:

$$\frac{d}{dt} \xi = -i \sum_{lk} \frac{A_{lk} \mu_{lk}}{2} \left[\sigma_x^{lk}, \xi \right]. \quad (26)$$

Note that when our knowledge of the energy levels, $(\omega_j)_{j=1}^N$, is uncertain, a detuning term has to be added to the dynamics:

$$\frac{d}{dt} \xi = -i\delta H - i \sum_{lk} \frac{A_{lk} \mu_{lk}}{2} \left[\sigma_x^{lk}, \xi \right], \quad \delta H = \text{diag}(\delta\omega_j). \quad (27)$$

Similarly to the 2-level case, we propose the following observer-based estimator:

$$\begin{cases} \frac{d}{dt} \hat{\xi} = -i \sum_{lk} \frac{A_{lk} \hat{\mu}_{lk}}{2} [\sigma_x^{lk}, \hat{\xi}] \\ + \Gamma \sum_{j=1}^N \text{Tr} [P_j (\xi - \hat{\xi})] (P_j \hat{\xi} + \hat{\xi} P_j - 2 \text{Tr} [P_j \hat{\xi}] \hat{\xi}) \\ \frac{d}{dt} \hat{\mu}_{lk} = \frac{\gamma_{lk} A_{lk}}{2} \text{Tr} [\sigma_y^{lk} \hat{\xi}] \text{Tr} [\sigma_z^{lk} (\xi - \hat{\xi})], \end{cases} \quad (28)$$

noting that

$$\text{Tr} [\sigma_z^{lk} (\xi - \hat{\xi})] = (y_l - \text{Tr} [P_l \hat{\xi}]) - (y_k - \text{Tr} [P_k \hat{\xi}]).$$

Here, similarly to the 2-level case and in order to respect the time scales we choose the gains:

$$\Gamma = 2\varepsilon \tilde{\Gamma} \max_{i,j} |A_{ij} \mu_{ij}|, \quad \gamma_{lk} = 2\varepsilon^2 \tilde{\gamma}_{lk} \max_{i,j} \mu_{ij}^2, \quad (29)$$

where $\varepsilon > 0$ is small ($\varepsilon \ll 1$), and $\tilde{\Gamma}, \tilde{\gamma}_{lk} \sim 1$.

5.2 Numerical simulations

In this subsection, we check out the performance of the generalized estimator on a 3-level test case. The atom-laser coupling parameters, to be identified, are given as follows:

$$\mu = (\mu_{lk}) = \begin{pmatrix} 0 & 1.3 & 1 \\ 1.3 & 0 & -1.5 \\ 1 & -1.5 & 0 \end{pmatrix}$$

noting that by assumption **A3** of Appendix B, the diagonal part of μ must vanish. We consider the initial state

$$\rho_0 = \Psi_0 \Psi_0^*, \quad \Psi_0 = \frac{1}{\sqrt{30}} (1, 2, 5)^T,$$

and the control amplitudes,

$$A_{lk} = .1, \quad l \neq k.$$

Furthermore, we initialize the estimator as follows:

$$\begin{cases} \hat{\mu} = (\hat{\mu}_{lk}) = \begin{pmatrix} 0 & 1 & .6 \\ 1 & 0 & -1.8 \\ .6 & -1.8 & 0 \end{pmatrix} \\ \hat{\rho}_0 = \hat{\Psi}_0 \hat{\Psi}_0^*, \quad \hat{\Psi}_0 = \frac{1}{\sqrt{14}} (1, 2, 3)^T. \end{cases}$$

In a first simulation, we consider an exact situation where no detuning, no noise in the measurement and no noise in the

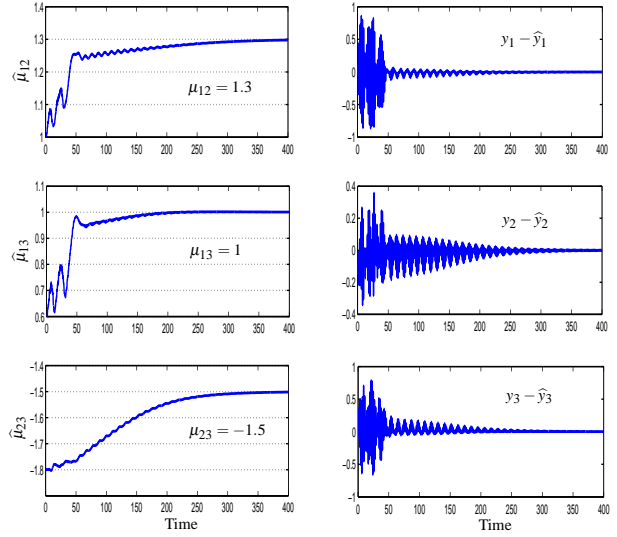


Fig. 3. Estimations of μ_{lk} and measurement output errors.

control amplitude are admitted. The simulations of Figure 3, then, correspond to the design parameters

$$\Gamma = 1, \quad \gamma_{lk} = 0.1 \quad l \neq k,$$

associated to $\varepsilon = 1/10$ in (29).

In a second simulation (Figure 4), we consider a detuning of the form

$$\delta H = \text{diag}(0, .01, .015),$$

an additive gaussian noise of 10% to the measurement outputs and a gaussian noise of 5% to the control amplitude.

5.3 Convergence analysis: formal discussion

Consider the following function

$$V = \frac{1}{2} \sum_{n=1}^N \text{Tr} [P_n (\hat{\xi} - \xi)]^2 + \sum_{lk} \frac{2(\hat{\mu}_{lk} - \mu_{lk})^2}{\gamma_{lk}}. \quad (30)$$

One can easily see that

$$\begin{aligned} \frac{dV}{dt} = & \sum_{lk} \frac{A_{lk} \mu_{lk}}{2} \text{Tr} [\sigma_z^{lk} (\xi - \hat{\xi})] \text{Tr} [\sigma_y^{lk} (\xi - \hat{\xi})] \\ & - 2\Gamma \sum_l \sum_{k < l} \text{Tr} [P_k \hat{\xi}] \text{Tr} [P_l \hat{\xi}] \text{Tr} [\sigma_z^{kl} (\xi - \hat{\xi})]^2. \end{aligned} \quad (31)$$

While the second term in (31) is obviously negative, the first term has no reason to be negative. However, we will show by a formal argument that (considering some appropriate assumption concerning the Rabi frequencies) this term can be averaged to zero and thus can be neglected.

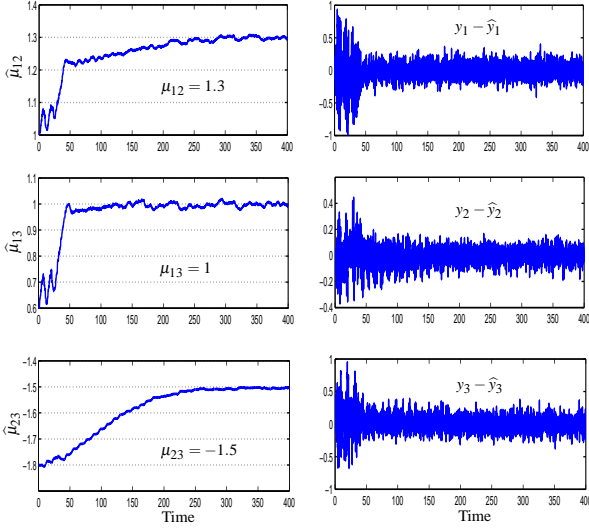


Fig. 4. Estimations of μ_{lk} and measurement output errors.

In this aim, consider the real effective Hamiltonian:

$$H_{eff} = \sum_{lk} \frac{A_{lk}\mu_{lk}}{2} \sigma_x^{lk},$$

and diagonalize it as follows:

$$H_{eff} = E^\dagger \Omega E, \quad \Omega = \text{diag}(\Omega_1, \dots, \Omega_N), \quad E_{lk} \in \mathbb{R} \quad \forall l, k.$$

where $\{\Omega_j\}_{j=1}^N$ are Rabi frequencies of the system. From now on, we will assume that these Rabi frequencies are non-degenerate ($\Omega_m \neq \Omega_n$ for $m \neq n$) and moreover that $\Gamma \ll \Delta_\Omega$ and $\gamma_{lk} \ll \Delta_\Omega$, where $\Delta_\Omega = \max_{m \neq n} |\Omega_m - \Omega_n|$.

Now, in analogy with the 2-level case, consider the unitary transformation

$$\zeta = U^\dagger E \xi E^\dagger U, \quad \hat{\zeta} = U^\dagger E \hat{\xi} E^\dagger U,$$

where $U(t) = \exp(-it\Omega)$. Under such a transformation ζ is trivially constant $\zeta = E \xi_0 E^\dagger$. Furthermore, this transformation also removes the highly oscillating part of $\hat{\xi}$, ($|\hat{\mu}_{lk} - \mu_{lk}| \ll \mu_{mn}$ and $\Gamma \ll A_{lk}\mu_{lk}$ for all l, k, m, n):

$$\begin{aligned} \frac{d}{dt} \hat{\zeta} = & -i \sum_{lk} \frac{A_{lk}(\hat{\mu}_{lk} - \mu_{lk})}{2} \left[U^\dagger E \sigma_x^{lk} E^\dagger U, \hat{\zeta} \right] \\ & + \Gamma \sum_{j=1}^N \text{Tr} \left[U^\dagger E P_j E^\dagger U (\zeta - \hat{\zeta}) \right] \times \\ & \left(U^\dagger E P_j E^\dagger U \hat{\zeta} + \hat{\zeta} U^\dagger E P_j E^\dagger U - 2 \text{Tr} \left[U^\dagger E P_j E^\dagger U \hat{\zeta} \right] \hat{\zeta} \right). \end{aligned}$$

Now let us develop the terms in the first part of (31), using

this unitary transformation:

$$\begin{aligned} & \text{Tr} \left[\sigma_z^{lk} (\xi - \hat{\xi}) \right] \text{Tr} \left[\sigma_y^{lk} (\xi - \hat{\xi}) \right] = \\ & \text{Tr} \left[U^\dagger E \sigma_z^{lk} E^\dagger U (\zeta - \hat{\zeta}) \right] \text{Tr} \left[U^\dagger E \sigma_y^{lk} E^\dagger U (\zeta - \hat{\zeta}) \right] = \\ & i \left(\sum_{r \neq s} \exp(i(\Omega_r - \Omega_s)t) (E_{rl} E_{sl} - E_{rk} E_{sk}) (\zeta_{sr} - \hat{\zeta}_{sr}) + \right. \\ & \qquad \qquad \qquad \left. \sum_r (E_{rl}^2 - E_{rk}^2) (\zeta_{rr} - \hat{\zeta}_{rr}) \right) \times \\ & \left(\sum_{r \neq s} \exp(i(\Omega_r - \Omega_s)t) (E_{rl} E_{sk} - E_{rk} E_{sl}) (\zeta_{sr} - \hat{\zeta}_{sr}) \right). \end{aligned}$$

Developing and removing the highly oscillating terms of frequencies Δ_Ω , we find

$$\begin{aligned} & \sum_{r \neq s} (E_{rl} E_{sl} - E_{rk} E_{sk}) (E_{rk} E_{sl} - E_{rl} E_{sk}) |\zeta_{sr} - \hat{\zeta}_{sr}|^2 = \\ & \frac{1}{2} \sum_{r \neq s} ((E_{rl} E_{sl} - E_{rk} E_{sk}) (E_{rl} E_{sk} - E_{rk} E_{sl}) |\zeta_{rs} - \hat{\zeta}_{rs}|^2 + \\ & (E_{rl} E_{sl} - E_{rk} E_{sk}) (E_{sl} E_{rk} - E_{sk} E_{rl}) |\zeta_{sr} - \hat{\zeta}_{sr}|^2) = 0, \end{aligned}$$

where we have broken the sum into two parts by symmetrizing with respect to the indices r and s .

Even though this argument does not prove the convergence of the estimator for the multi-level system, it gives a strong reason for it to be efficient.

6 Conclusion

In this paper, we propose an observer-based method for the Hamiltonian identification of a quantum system. A symmetry-preserving observer (6)-(7)-(8)-(9) has been developed to give an estimate of the unknown parameters of the 2-level system. Applying the averaging arguments, a complete but local analysis of the convergence for the estimation algorithm has been given. Since the observer design is based on the physical symmetries of the system, a multi-level extension of the estimator is straightforward. The convergence of this extension has been formally discussed. Various simulations in two or three dimensions illustrate the relevance and the robustness of the technique. Similar simulations can be performed for higher dimension systems.

Here let us finish the paper with some concluding remarks. Note that the non-degeneracy assumption for the Rabi transitions Δ_Ω in Section 5 may be removed using a slow modulation of the amplitudes A_{lk} . Furthermore, one does not really need to have access to the continuous measurement results $y_j(t)$ (which is lots of information to be asked in the laboratory settings). In fact, one only needs samples on the output signal with frequencies much higher than the larger Rabi frequency.

A Symmetry-preserving observers

In this section we recall the basic definitions and results of [5]. Consider the smooth system

$$\frac{d}{dt}x = f(x, u) \quad (\text{A.1})$$

$$y = h(x, u) \quad (\text{A.2})$$

where x belongs to an open subset $\mathcal{X} \subset \mathbb{R}^n$, u to an open subset $\mathcal{U} \subset \mathbb{R}^m$ and y to an open subset $\mathcal{Y} \subset \mathbb{R}^p$, $p \leq n$. We assume the signals $u(t), y(t)$ known. In section 3.2 we took

$$x = \rho, \quad u = (\sigma_x, \sigma_y, \sigma_z), \quad y = \text{Tr}[\sigma_z \rho]$$

Consider also the local group of transformations on $\mathcal{X} \times \mathcal{U}$ defined by

$$(X, U) = (\varphi_g(x), \psi_g(u)), \quad (\text{A.3})$$

where φ_g and ψ_g are local diffeomorphisms depending on a parameter g which is an element of a Lie group G such that

- $\varphi_e(\xi) = \xi$ for all $\xi \in \mathcal{X}$
- $\varphi_{g_2}(\varphi_{g_1}(\xi)) = \varphi_{g_2 g_1}(\xi)$ for all $g_1, g_2 \in G, \xi \in \mathcal{X}$.

and ψ_g verifies similar conditions. The action is said to be trivial if φ_g is the identity function. In section 3.2 we have $G = SU(2)$ and for any $U \in G$

$$\varphi_U = \psi_U : M \in \mathbb{C}^{2 \times 2} \mapsto U M U^\dagger$$

Definition 3 The system $\frac{d}{dt}x = f(x, u)$ is G -invariant if $f(\varphi_g(x), \psi_g(u)) = D\varphi_g(x) \cdot f(x, u)$ for all g, x, u .

The property also reads $\frac{d}{dt}X = f(X, U)$, i.e., the system remains unchanged under the transformation (A.3).

Definition 4 A vector field w on \mathcal{X} is said to be G -invariant if the system $\frac{d}{dt}x = w(x)$ is invariant. This means $w(\varphi_g(x)) = D\varphi_g(x) \cdot w(x)$ for all g, x .

Definition 5 An invariant frame (w_1, \dots, w_n) on \mathcal{X} is a set of n linearly point-wise independent G -invariant vector fields, i.e $(w_1(x), \dots, w_n(x))$ is a basis of the tangent space to \mathcal{X} at x .

Instead of using the usual linear output error $\hat{y} - y$ we use an invariant output error:

Definition 6 The smooth map $(\hat{x}, u, y) \mapsto E(\hat{x}, u, y) \in \mathbb{R}^p$ is an invariant output error if

- the map $y \mapsto E(\hat{x}, u, y)$ is invertible for all \hat{x}, u
- $E(\hat{x}, u, h(\hat{x}, u)) = 0$ for all \hat{x}, u
- $E(\varphi_g(\hat{x}), \psi_g(u), h(\varphi_g(\hat{x}), \psi_g(u))) = E(\hat{x}, u, y)$ for all \hat{x}, u, y

Definition 7 (pre-observer) The system $\frac{d}{dt}\hat{x} = F(\hat{x}, u, y)$ is a pre-observer of (A.1)-(A.2) if for all x, u $F(x, u, h(x, u)) = f(x, u)$.

The definition does not deal with convergence; if moreover $\hat{x}(t) \rightarrow x(t)$ as $t \rightarrow +\infty$ for every (close) initial conditions, the pre-observer is an (asymptotic) observer.

Definition 8 The pre-observer $\frac{d}{dt}\hat{x} = F(\hat{x}, u, y)$ is G -invariant if for all g, \hat{x}, u, y ,

$$F(\varphi_g(\hat{x}), \psi_g(u), h(\varphi_g(\hat{x}), \psi_g(u))) = D\varphi_g(\hat{x}) \cdot F(\hat{x}, u, y).$$

The property also reads $\frac{d}{dt}\hat{X} = F(\hat{X}, U, h(\hat{X}, U))$, with $X = \varphi_g(x)$, $U = \psi_g(u)$. Assume that the output map is G -equivariant, which is the case for the quantum mechanical system considered in this paper since the output y is a scalar invariant. Then a sufficient condition for the system $\frac{d}{dt}\hat{x} = F(\hat{x}, u, y)$ to be a G -invariant pre-observer for the G -invariant system $\frac{d}{dt}x = f(x, u)$ is:

$$F(\hat{x}, u, y) = f(\hat{x}, u) + \sum_{i=1}^n \mathcal{L}_i(I(\hat{x}, u), E(\hat{x}, u, y)) w_i(\hat{x}) \quad (\text{A.4})$$

where E is an invariant output error, $(\hat{x}, u) \mapsto I(\hat{x}, u) \in \mathbb{R}^{n+m-r}$ is a full-rank invariant function, the \mathcal{L}_i 's are smooth functions such that for all \hat{x} , $\mathcal{L}_i(I(\hat{x}, u), 0) = 0$, and (w_1, \dots, w_n) is an invariant frame. This result is a consequence of the theorem 2 of [5]. I is called a complete set of scalar invariants and verifies $I(\varphi_g(\hat{x}), \psi_g(u)) = I(\hat{x}, u)$ for any $g \in G$.

Thus, to build a symmetry-preserving observer, one needs a) an invariant output error b) an invariant frame c) a complete set of scalar invariants.

B Identifiability

In this appendix, we present the mathematical framework in which the identification problem can be considered. Moreover, we review briefly the former work on the identifiability of the considered system. A well-posedness result which allows us to consider the identification problem in Section 5 will be announced.

The goal is to identify $H = H_0 + V$ or/and μ in system

$$i \frac{d}{dt} \Psi = (H_0 + V + u(t)\mu) \Psi, \quad \Psi|_{t=0} = \Psi_0, \quad \|\Psi_0\|_{\mathcal{H}} = 1, \quad (\text{B.1})$$

when laboratory measurements on some physical observables are provided. In [20], two different settings have been considered in order to characterize the identifiability of such a system:

(S1) The Hamiltonian H is known and the goal is to identify the dipole moment μ . The so-called *populations* along the eigenstates ϕ_i , i.e. $p_i = |\langle \phi_i, \Psi(t) \rangle|^2$, $i = 1, 2, \dots, N$ are measured for all instants $t \geq 0$. This is performed with as many control amplitudes $u(t)$ as required.

(S2) Neither the potential V nor the dipole moment μ are known and the goal is to identify them. Note that, by identifying H we mean identifying V , as H_0 is readily known. The eigenvalues of the Hamiltonian $H = H_0 + V$ are also assumed to be known (this assumption is relevant in practice, see Remark 9). Here we measure the populations p_i along the states of a canonical basis $\{e_i\}_{i=1}^N$: $p_i = |\langle e_i, \Psi(t) \rangle|^2$, $i = 1, 2, \dots, N$ for all instants $t > 0$ and all control amplitudes $u(t)$.

Remark 9 *It is relevant in practice to assume that the eigenvalues of the internal Hamiltonian $H = H_0 + V$ are known. In fact the classical spectroscopy allows for identifying the eigenvalues of the Hamiltonian and discriminating between two systems that do not share the same ones. In fact spectroscopy only gives eigenvalue differences (transition frequencies), not the absolute values. The overall unknown additive factor is not seen by the measurements and has no impact on the identification result.*

In this paper, we have only considered the first setting. An extension of the technique to the second setting remains to be done in future work. However, [20] provides an identifiability result for this second setting as well.

Here we announce the identifiability result of [20] concerning the first setting. For a result in the second setting and also the proof of the result for the first setting, we refer to [20].

Theorem 10 *Suppose that there exist two dipole moments μ_1 and μ_2 , giving rise to two evolving states Ψ_1 and Ψ_2 respectively solving*

$$i \frac{d}{dt} \Psi_1 = (H + u(t)\mu_1)\Psi_1, \quad (\text{B.2})$$

$$i \frac{d}{dt} \Psi_2 = (H + u(t)\mu_2)\Psi_2, \quad (\text{B.3})$$

that produce identical observations for all $t \geq 0$ and all fields $u(t)$:

$$|\langle \Psi_1(t), \phi_i \rangle|^2 = |\langle \Psi_2(t), \phi_i \rangle|^2 \quad i = 1, 2, \dots, N. \quad (\text{B.4})$$

Then under assumptions

- (A1) *Equation (B.2) is wavefunction controllable [32];*
- (A2) *The transitions of the Hamiltonian H are non-degenerate: $\lambda_{i_1} - \lambda_{j_1} \neq \lambda_{i_2} - \lambda_{j_2}$ for $(i_1, j_1) \neq (i_2, j_2)$ [36];*
- (A3) *The diagonal part of the dipole moments μ_1 and μ_2 , when written in the eigenbasis of the Hamiltonian H , is zero: $\langle \phi_i | \mu_1 | \phi_i \rangle = \langle \phi_i | \mu_2 | \phi_i \rangle = 0$, $i = 1, 2, \dots, N$;*

the two dipole moments are equal within some phase factors $\{\alpha_i\}_{i=1}^N \subset \mathbb{R}$ such that:

$$\forall i, j = 1, 2, \dots, N, \quad (\mu_1)_{ij} = e^{i(\alpha_i - \alpha_j)} (\mu_2)_{ij}. \quad (\text{B.5})$$

For more details and remarks concerning the assumptions and the result of this theorem we refer to [20].

References

- [1] V. Arnold. *Méthodes Mathématiques de la Mécanique Classique*. Mir Moscou, 1976.
- [2] A. Assion, T. Baumert, M. Bergt, T. Brinxner, B. Kiefer, V. Seyfried, M. Strehle, and G. Gerber. *Science*, 282:919, 1998.
- [3] C. Bardeen, V. V. Yakovlev, K. R. Wilson, S. D. Carpenter, P. M. Weber, and W. S. Warren. *Chem. Phys. Lett.*, 280:151, 1997.
- [4] C. J. Bardeen, V. V. Yakovlev, J. A. Squier, and K. R. Wilson. *J. Am. Chem. Soc.*, 120:13023, 1998.
- [5] S. Bonnabel, Ph. Martin, and P. Rouchon. Invariant asymptotic observers. *IEEE Trans. Automatic Control*, 2007. To appear, <http://arxiv.org/abs/math.OA/0612193>.
- [6] Y. Chen, P. Gross, V. Ramakrishna, H. Rabitz, and K. Mease. Competitive tracking of molecular objectives described by quantum mechanics. *J. Chem. Phys.*, 102:8001–8010, 1995.
- [7] C. Cohen-Tannoudji, B. Diu, and F. Laloë. *Mécanique Quantique*, volume I& II. Hermann, Paris, 1977.
- [8] J. M. Geremia and H. Rabitz. Optimal hamiltonian identification: The synthesis of quantum optimal control and quantum inversion. *J. Chem. Phys.*, 118(12):5369–5382, 2003.
- [9] J.M. Geremia and H. Rabitz. Optimal identification of hamiltonian information by closed-loop laser control of quantum systems. *Phys. Rev. Lett.*, 89:263902–1–4, 2002.
- [10] J.M. Geremia, J.K. Stockton, A.C. Doherty, and H. Mabuchi. Quantum kalman filtering and the heisenberg limit in atomic magnetometry. *Phys. Rev. Lett.*, 91:250801, 2003.
- [11] J. Guckenheimer and P. Holmes. *Nonlinear Oscillations, Dynamical Systems and Bifurcations of Vector Fields*. Springer, New York, 1983.
- [12] S. Haroche and J.M. Raimond. *Exploring the Quantum: Atoms, Cavities and Photons*. Oxford University Press, 2006.
- [13] R. S. Judson and H. Rabitz. *Phys. Rev. Lett.*, 68:1500, 1992.
- [14] R.L. Kosut and H. Rabitz. Identification of quantum systems. In *Proceedings of the 15th IFAC World Congress*, 2002.
- [15] R.L. Kosut, H. Rabitz, and I. Walmsley. Maximum likelihood identification of quantum systems for control design. In *13th IFAC Symposium on System Identification*, Rotterdam, Netherlands, 2003.

- [16] R.L. Kosut, I. Walmsley, Y. Eldar, and H. Rabitz. Quantum state detector design: Optimal worst-case a posteriori performance. arXiv: quant-ph/0403150, 2004.
- [17] R.L. Kosut, I. Walmsley, and H. Rabitz. Optimal experiment design for quantum state and process tomography and Hamiltonian parameter estimation. arXiv: quant-ph/0411093, 2004.
- [18] L. Landau and E. Lifshitz. *Mechanics*. Mir, Moscow, 4th edition, 1982.
- [19] C. Le Bris, Y. Maday, and G. Turinici. Towards efficient numerical approaches for quantum control. In *Quantum Control: mathematical and numerical challenges*, pages 127–142. A. Bandrauk, M.C. Delfour, and C. Le Bris, editors, CRM Proc. Lect. Notes Ser., AMS Publications, Providence, R.I., 2003.
- [20] C. Le Bris, M. Mirrahimi, H. Rabitz, and G. Turinici. Hamiltonian identification for quantum systems: well-posedness and numerical approaches. *ESAIM: Control, Optimization and Calculus of Variations*, 2005. To appear.
- [21] R. J. Levis, G. Menkir, and H. Rabitz. *Science*, 292:709, 2001.
- [22] B. Li, G. Turinici, V. Ramakrishna, and H. Rabitz. Optimal dynamic discrimination of similar molecules through quantum learning control. *J. Phys. Chem. B*, 106(33):8125–8131, 2002.
- [23] H. Mabuchi. Dynamical identification of open quantum systems. *Quantum Semiclass. Opt.*, 8:1103–1108, 1996.
- [24] Y. Maday and G. Turinici. New formulations of monotonically convergent quantum control algorithms. *J. Chem. Phys.*, 118(18), 2003.
- [25] M. Mirrahimi and P. Rouchon. Continuous measurement of a statistic quantum ensemble. In *IEEE Conference on Decision and Control*, pages 2465–2470, 2006.
- [26] M. Mirrahimi, P. Rouchon, and G. Turinici. Lyapunov control of bilinear Schrödinger equations. *Automatica*, 41:1987–1994, 2005.
- [27] M. Mirrahimi, G. Turinici, and P. Rouchon. Reference trajectory tracking for locally designed coherent quantum controls. *J. of Physical Chemistry A*, 109:2631–2637, 2005.
- [28] P. J. Olver. *Equivalence, Invariants and Symmetry*. Cambridge University Press, 1995.
- [29] M.G.A. Paris, G.M. D’Ariano, and M.F. Sacchi. Maximum likelihood method in quantum estimation. arXiv: quant-ph/0101071 v1, 2001.
- [30] Minh Q. Phan and Herschel Rabitz. Learning control of quantum-mechanical systems by laboratory identification of effective input-output maps. *Chem. Phys.*, 217:389–400, 1997.
- [31] H. Rabitz. Perspective. shaped laser pulses as reagents. *Science*, 299:525–527, 2003.
- [32] V. Ramakrishna, M. Salapaka, M. Dahleh, and H. Rabitz. Controllability of molecular systems. *Phys. Rev. A*, 51(2):960–966, 1995.
- [33] S. Rice and M. Zhao. *Optimal Control of Quantum Dynamics*. Wiley, 2000. many additional references to the subjects of this paper may also be found here.
- [34] N. Shenvi, J.M. Geremia, and H. Rabitz. Nonlinear kinetic parameter identification through map inversion. *J. Phys. Chem. A*, 106:12315–12323, 2002.
- [35] J.K. Stockton, J.M. Geremia, A.C. Doherty, and H. Mabuchi. Robust quantum parameter estimation: Coherent magnetometry with feedback. *Phys. Rev. A*, 69:032109, 2004.
- [36] G. Turinici and H. Rabitz. Quantum wavefunction controllability. *Chem. Phys.*, 267:1–9, 2001.
- [37] T. Weinacht, J. Ahn, and P. Bucksbaum. *Nature*, 397:233, 1999.
- [38] W. Zhu and H. Rabitz. *J. Chem. Phys.*, 109:385, 1998.